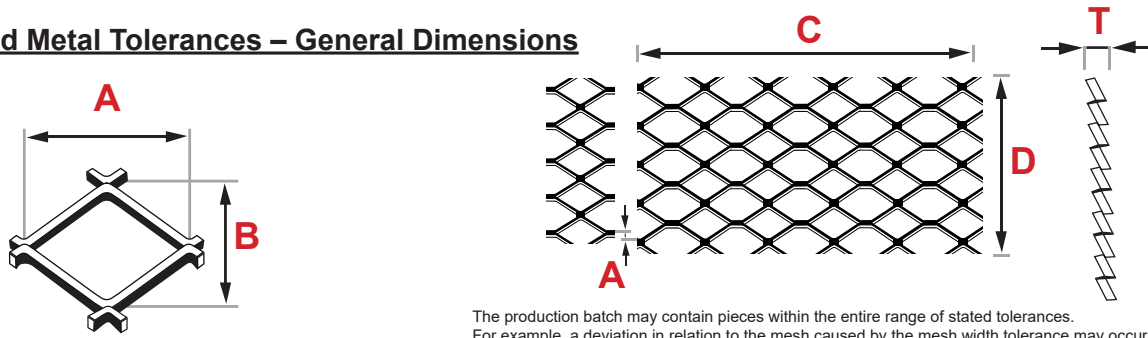


Expanded Metal Tolerances – General Dimensions



The production batch may contain pieces within the entire range of stated tolerances. For example, a deviation in relation to the mesh caused by the mesh width tolerance may occur.

Designation	Name	Tolerance	DIN 791
A	Mesh length	±5%	±5%
B	Mesh length	±5%	±5%
C	Expanded metal screen width	+20 / -10 mm	±10%
D	Expanded metal screen length	+100 / -0 mm	neuvádí
E	Shift	±5%	±5%
s	Metal sheet thickness	±10%	±10%
T	Corrected expanded metal height	±25%	not stated

Expanded Metal Tolerances – Flatness

Fig. 1

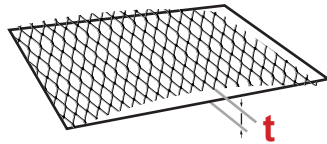

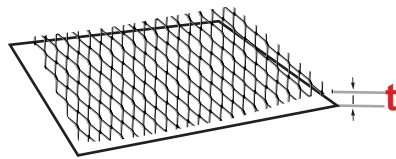


Fig. 2




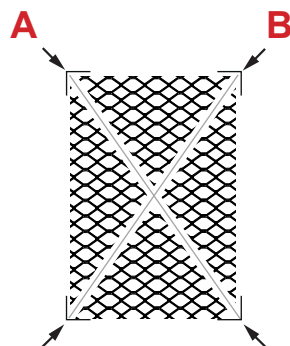
Designation	Name	Tolerance	DIN 791
t max.	Central wave height (Fig. 1)	25 mm	not stated
	Lifting the start and end of the mesh (Fig. 2)	40 mm	not stated

The expanded metal is placed on a flat surface with the face side up. The expanded metal is considered flat when the value measured between the mesh and the control plane does not exceed 25 mm in the central part (see Fig. 1) or 40 mm when ends and beginnings are lifted (see Fig. 2).

Designation	Name	Tolerance	DIN 791
I max.	Deviation from straightness	2 mm x D (m)	not stated

The expanded metal meets the straightness tolerance when the value measured between the mesh and the control plane does not exceed 2 mm per 1 meter of the length of the expanded metal D.

Expanded Metal Tolerances – External Dimensions



Designation	Name	Tolerance	DIN 791
(A-B) max.	Diagonal difference	D (mm) / 200	not stated

The expanded metal meets the diagonal difference tolerance if the measured difference between the diagonals is not greater than the length of the mesh in millimetres divided by a coefficient of 200.

The measurement is performed using corner squares.

Designation	Name	Tolerance	DIN 791
k max.	Deviation from perpendicularity	4 mm x D (m)	not stated

The expanded metal is placed on a flat surface with the face side up. The corner square is applied to the expanded metal so that side C rests on the plane, and the deviation of side D is measured.

The mesh is considered perpendicular if the measured value between side D and the reference plane is maximally 4 mm per 1 meter length of the expanded metal D.